



**Playgroup: a positive
impact on children's
development and parent's
connections in local
communities everyday
across South Australia.**



Playgroup SA
Reach & Impact 2020


Return on investment

Every Dollar invested in Community Playgroups returns \$3.60

Outcomes:

The most beneficial outcomes as reported by parents:


- 91% spending time with children
- 87% connection with other parents
- 85% increased social capital
- 72% increased understanding about the importance of play



Outcomes:

Parents attending Playgroup reported that their children:

- 94% had fun
- 76% improved social skills
- 74% increased physical activity
- 68% improved fine motor skills



Community reach

65 Playgroups in Regional & Remote South Australia

140 Playgroups in Metropolitan Adelaide

2,297 Families

3,140 Enrolled children

40+ Organisational Registered Playgroups

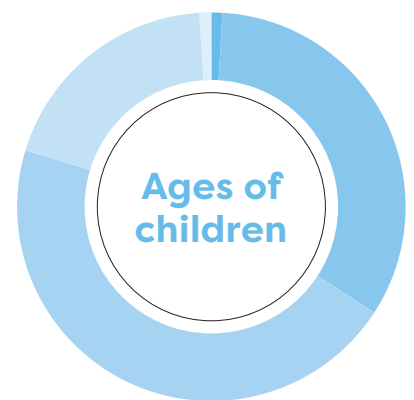
700+ Children & families attending

Collective Impact

02 Pop-up Playgroups

22 Organisations involved

Over 200+ children and families



- 1% - 0-12 Months
- 33% - 1-2 Years
- 45% - 3-4
- 20% - 5+
- 1% - no age

41% of parents hear about or access the local preschool kindergarten as a result of attending Playgroup

Learning & Development

Training & Info Sessions

14 training and Info Sessions

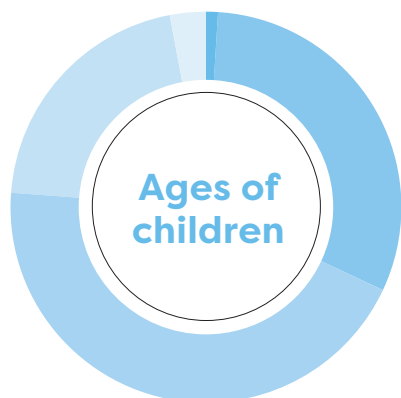
180 participants

7 Online courses

39 Enrolments

92% Completion rates

Specialist programs



- 1% - 0-12 months
- 31% - 1-2 years
- 44% - 3-4 years
- 21% - 5+ years
- 3% - No DOB

9 supported & Specialist Programs

114 sessions in regional SA

180 sessions in Metro Adelaide

130 families

166 children

Covid-19 response

Benefits of joining Playgroup at Home

200

posts per day

2000

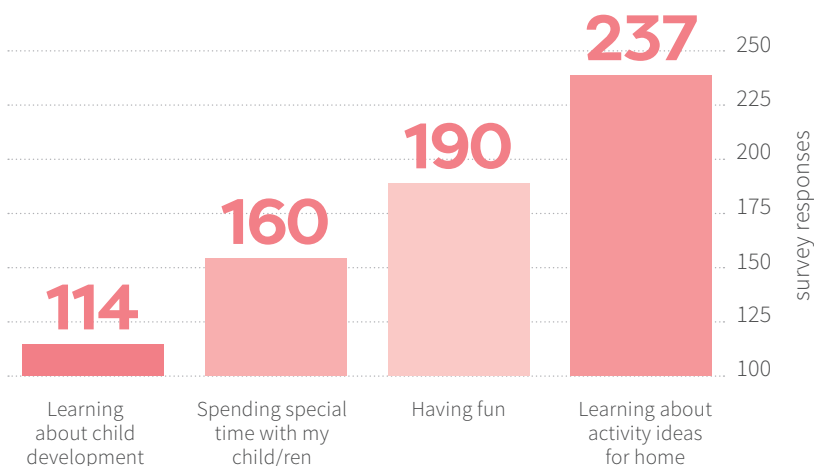
children and parents/caregivers joining daily sessions

Over 50%

of Parents/Caregivers reported engaging in Playgroup at Home sessions each week

35

hours live on camera



Events

8

Events

1,826

Children enjoying the activities

1,714

Families out and about

Social media

45%

increase of Facebook followers

15000+

joined the Playgroup at Home community online

28%

increase Instagram followers

Families describe Playgroup as: **88% friendly, 84% fun and 80% valuable to me and my children.** 🍷 🍷

Playgroup Locations and enrolled families by LGA	Total Playgroups	Unique families	SEFIA Index of Disadvantage - Decile
City of Playford	5	40	1
City of Whyalla	2	34	1
Port Augusta City Council	1	20	1
Berri Barmera Council	1	n/a	2
City of Salisbury	16	84	2
Renmark Paringa Council	1	29	2
Mid Murray Council	3	9	2
City of Mount Gambier	6	70	3
Coorong District Council	3	39	3
City of Port Adelaide Enfield	8	33	3
Wattle Range Council	2	8	3
Barunga West Council	1	11	3
Regional Council of Goyder	2	11	4
City of Port Lincoln	1	13	4
Yorke Peninsula Council	4	36	4
Town of Gawler	3	5	4
City of Victor Harbor	1	n/a	5
District Council of Franklin Harbour	1	2	5
Adelaide Plains Council	2	20	
District Council of Elliston	1	12	6
Northern Areas Council	1	13	6
City of Charles Sturt	11	97	6
Alexandrina Council	5	58	6
City of Onkaparinga	6	44	6
Tatiara District Council	1	19	7
Southern Mallee District Council	1	7	7
City of Marion	6	33	7
Clare and Gilbert Valleys Council	3	n/a	7
City of West Torrens	5	62	7
District Council of Cleve	1	15	8
Campbelltown City Council	5	31	8
The Barossa Council	5	38	8
City of Adelaide	5	59	8
District Council of Grant	1	n/a	8
District Council of Lower Eyre Peninsula	2	1	9
Light Regional Council	4	26	9
City of Norwood, Payneham & St Peters	6	55	9
City of Tea Tree Gully	16	97	9
Mount Barker District Council	2	37	9
City of Holdfast Bay	2	37	10
City of Prospect	6	38	10
City of Unley	7	36	10
City of Mitcham	6	16	10
Adelaide Hills Council	13	131	10
City of Burnside	4	22	10
TOTAL	188	1448	